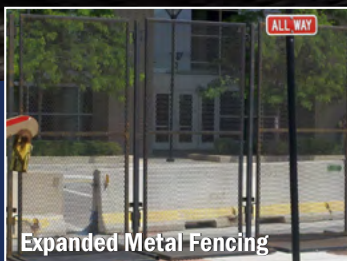






Flattened Expanded Metal



Expanded Metal Fencing




Expanded Metal Grating



Architectural Expanded Metal



Expanded Metal Platform



Protective Grating

EMERGENCY SERVICE

24 HOURS A DAY **7** DAYS A WEEK

Your source for **EXPANDED METAL**

Expert In-House Custom Fabrication

Marco Specialty Steel has been customizing expanded metal since 1992. Our fabrication experts work with our clients drawings to create one-of-a-kind expanded metal products. Whether you need it for industrial or architectural uses, Marco is your go-to.

Expanded metal comes in 3 forms:

- Standard (or raised)
- Flattened
- Expanded Metal Grating

We are an approved vendor for:

ExxonMobile, Valero, Dow, Flint Hills, Shell, Total, Marathon, Phillips 66, etc.

NEED FAST TURNAROUND, NO PROBLEM!
24/7 EMERGENCY SERVICE AVAILABLE

CONTACT US TODAY!

☎ (713) 649-5310

✉ sales@marcospecialtysteel.com

🌐 marcospecialtysteel.com

Follow us to learn
about special deals



QUALITY ♦ SPEED ♦ RELIABILITY

(713) 649-5310

Toll Free: 800-200-3047

Fax: 713-649-5305

MARCO

SPECIALTY STEEL

Marco Specialty Steel, Inc.

9140 Tavenor Lane

Houston, Texas 77075

www.marcospecialtysteel.com



Standard (Raised)

- Stainless steel, aluminum, galvanized & carbon steel
- Added security for fencing
- Rigid durable platform & walkway



Flattened

- Stainless steel, aluminum, galvanized & carbon steel
- 5% lighter than regular



Expanded Metal Grating



- Stainless steel, aluminum, galvanized & carbon steel
- Heavy duty, no joints or welds
- Catwalk grating for extra strong grip walkways



U-Edging

- Easy installation
- Weld or press-fit to install
- Improved safety of sharp edges
- Provides more finished look

Architectural Uses




- Ornamental infill panels, walkway handrails, building facades, fencing, sunshades, wall cladding & more
- Ability to permit the passage of air, light, sound, liquid & heat

Industrial Solutions



- Security walls, partitions, platforms, walkways, fencing, machine guards, safe walking surfaces & more
- Durable, cost-effective & non-slip surface

Fast Turnaround Times and Unbeatable Customer Service



- ✓ 24/7 emergency service available
- ✓ Fully stocked 35,000 sq. ft. warehouse
- ✓ Diverse variety of expanded metal on-site
- ✓ Complete fabrication department with the knowledge and tools
- ✓ Friendly, attentive and detail-oriented customer service that ensures a successful project outcome

We Custom Fabricate All Our Products